


# Panduan OR via *remittanceBCA*




# Alur



Basic Registration

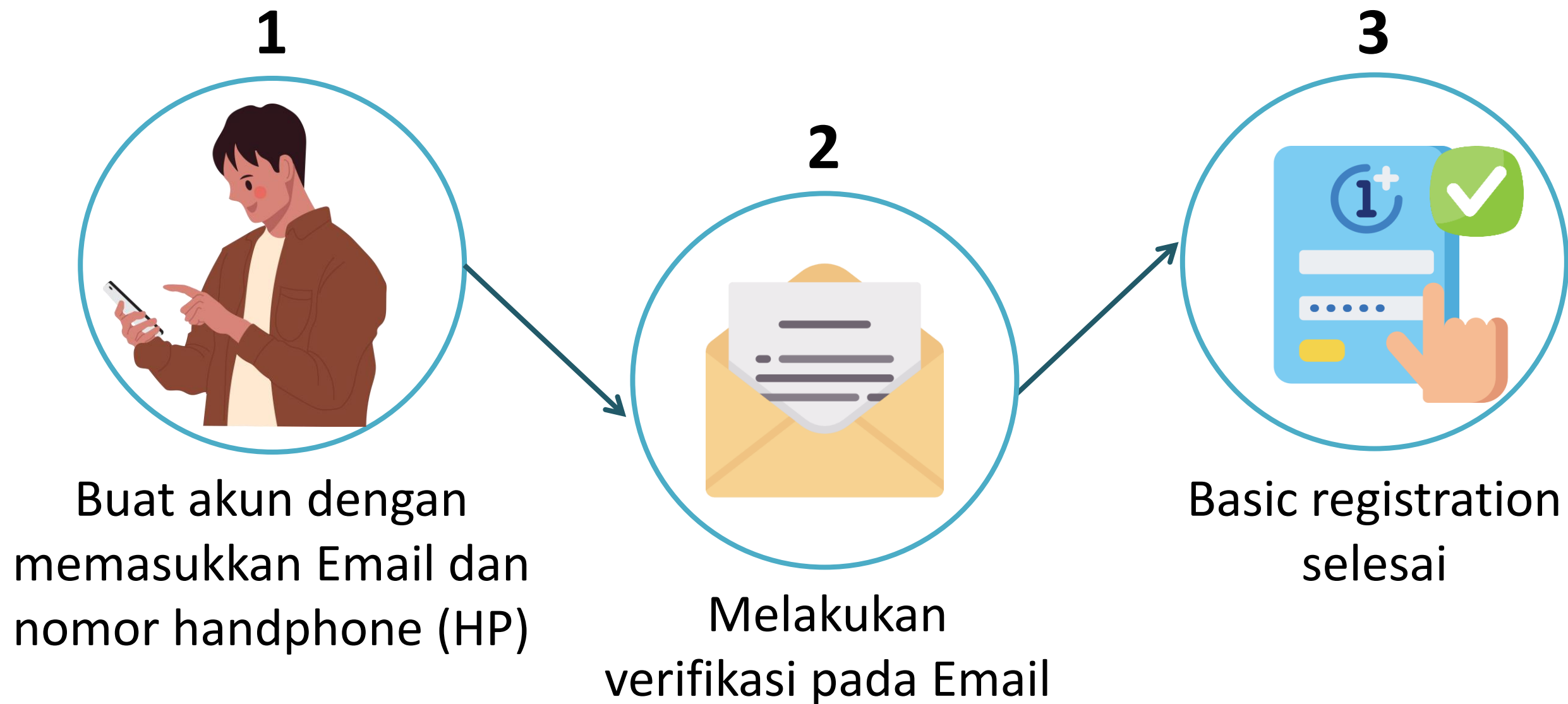


Advance Registration

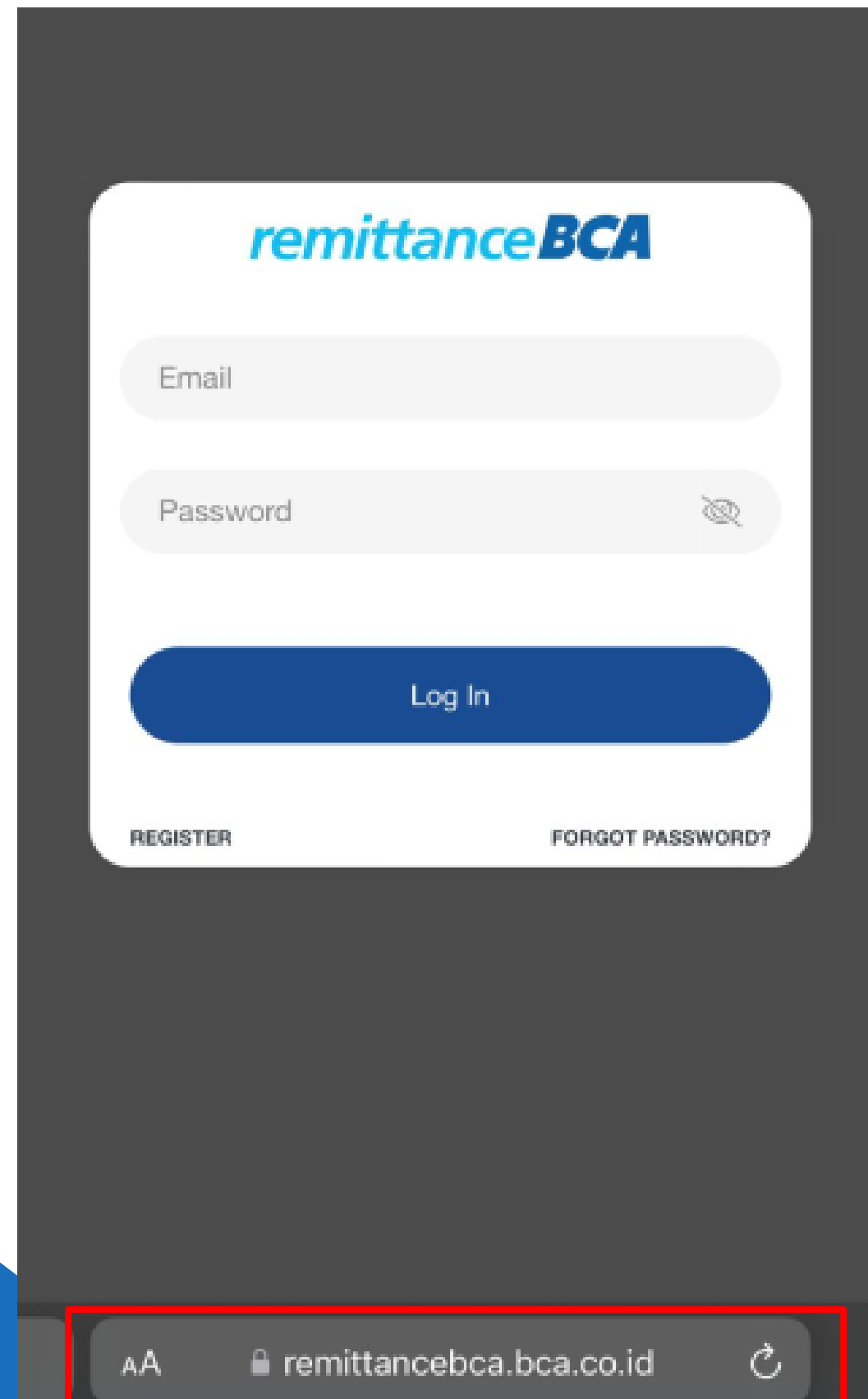


Transaksi

# Alur Basic Registration



# Basic Registration



remittance**BCA**

Email

Password

Log In

REGISTER FORGOT PASSWORD?

AA remittancebca.bca.co.id

Masukan URL  
<https://remittancebca.bca.co.id>  
pada browser (seperti Chrome, Safari)



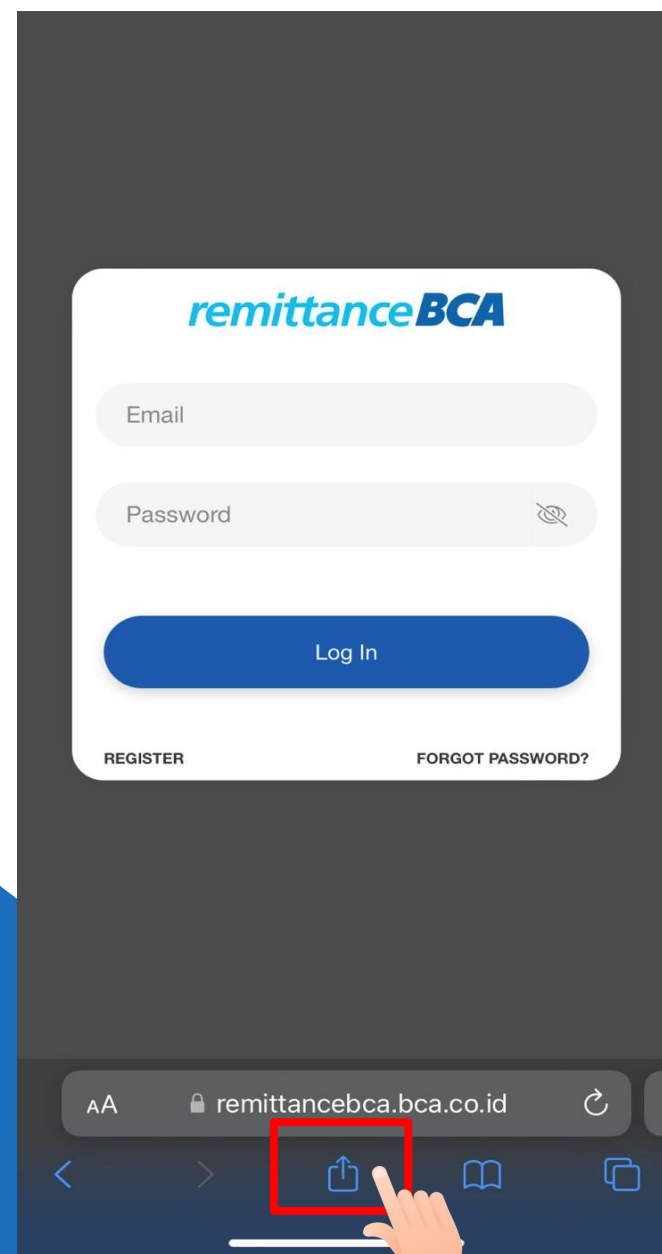
Anda dapat menambahkan URL ini  
pada layar *home screen* di  
*smartphone* Anda untuk memudahkan  
akses ke *remittanceBCA*

# Basic Registration

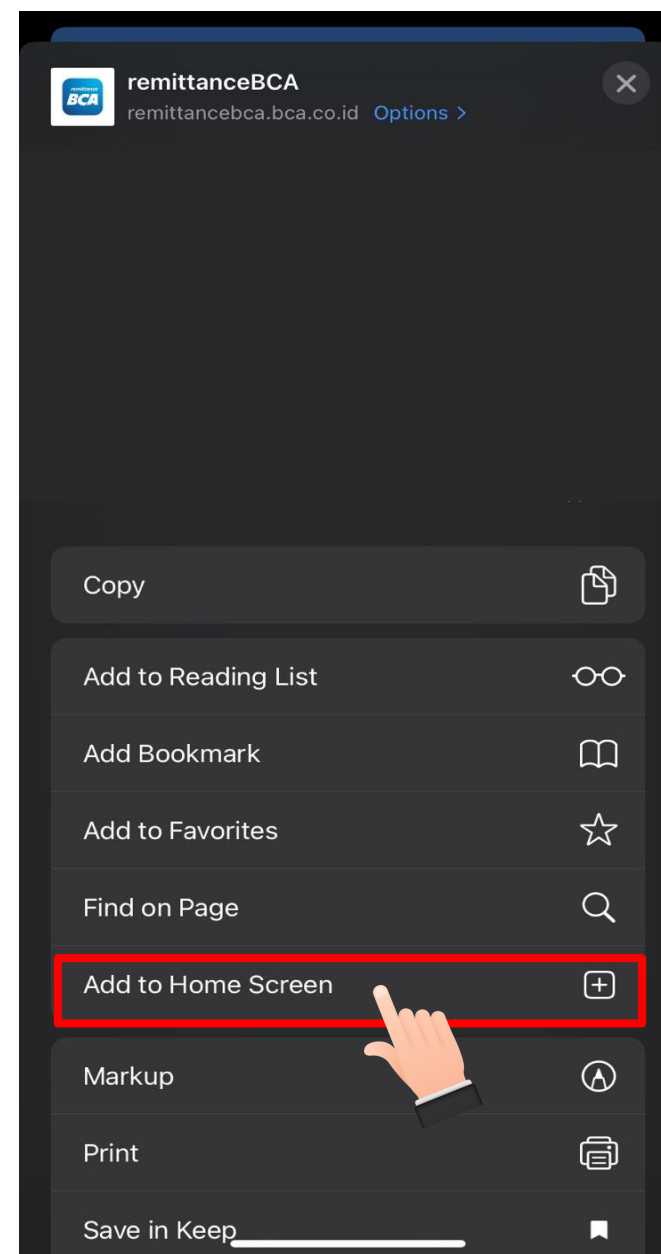
Cara menambahkan URL *remittanceBCA* pada *home screen* IOS



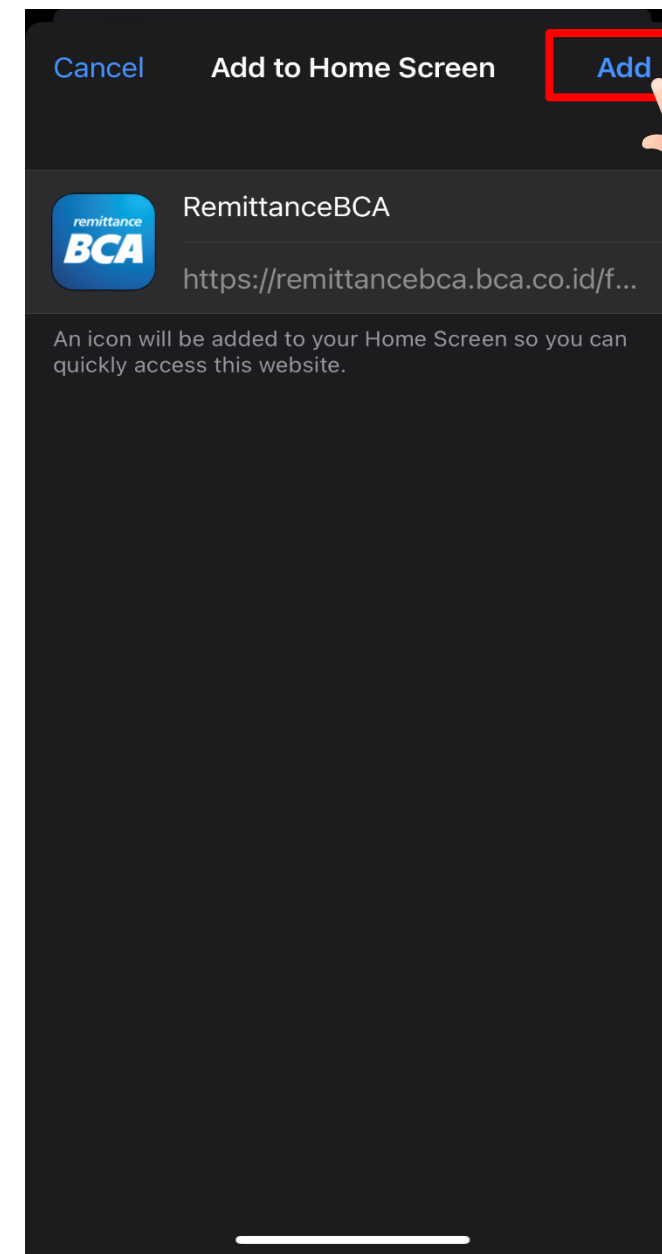
①



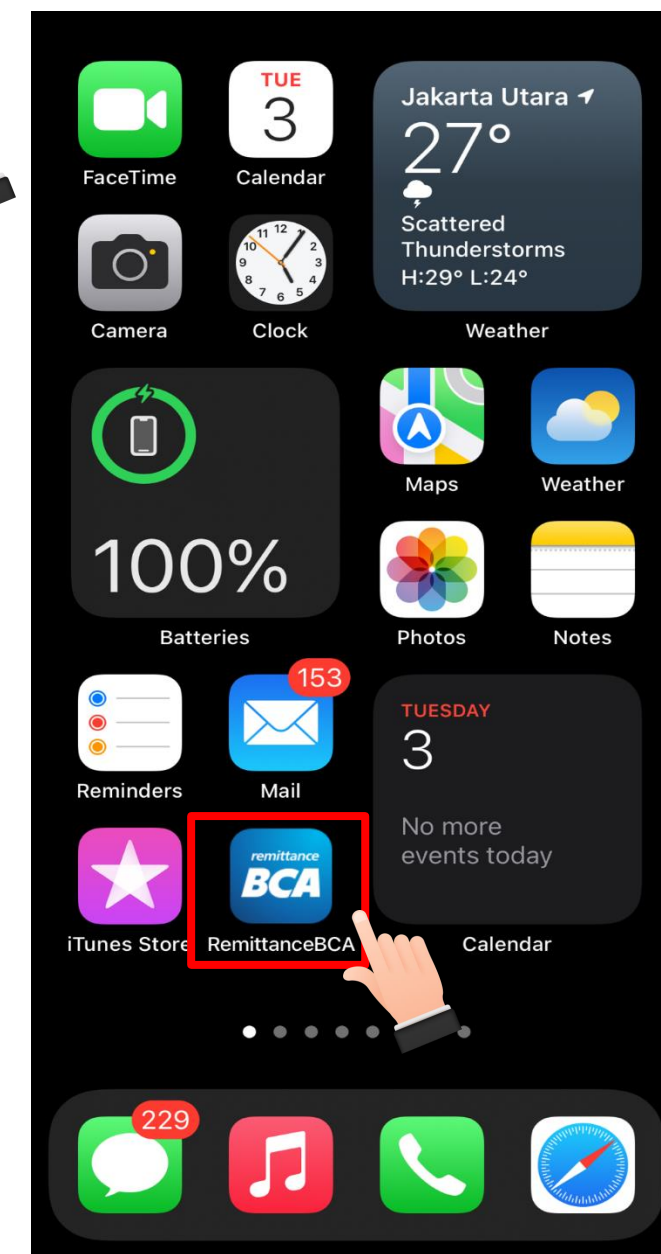
②



③



④

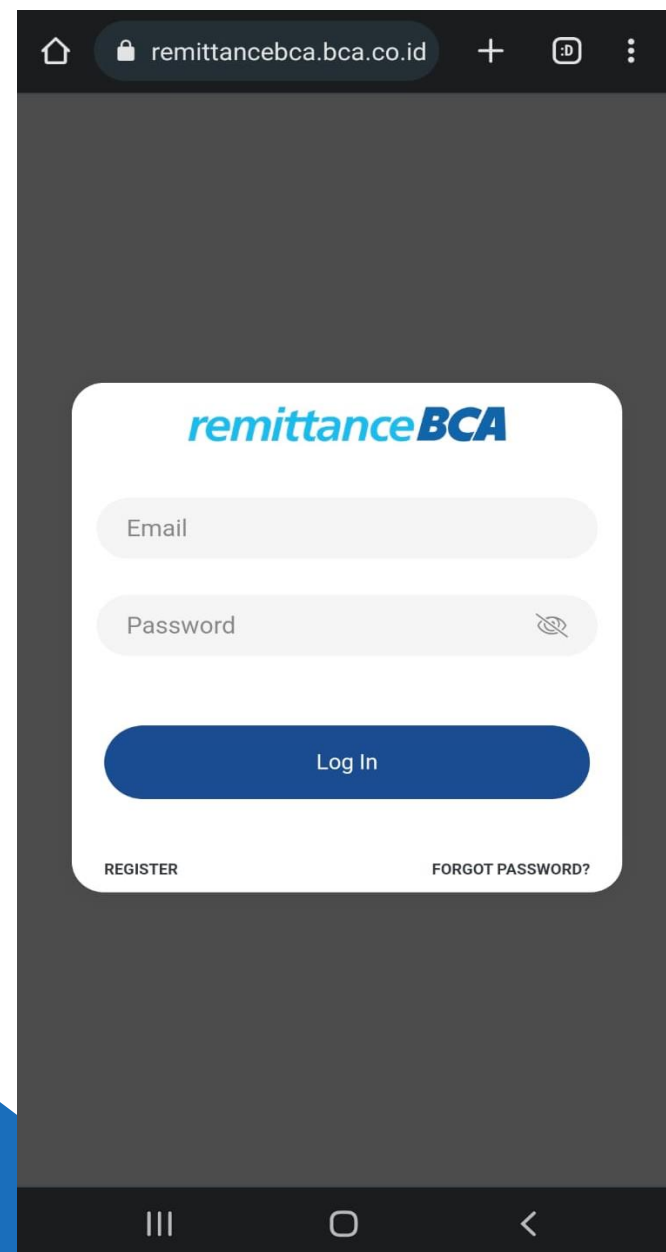


# Basic Registration

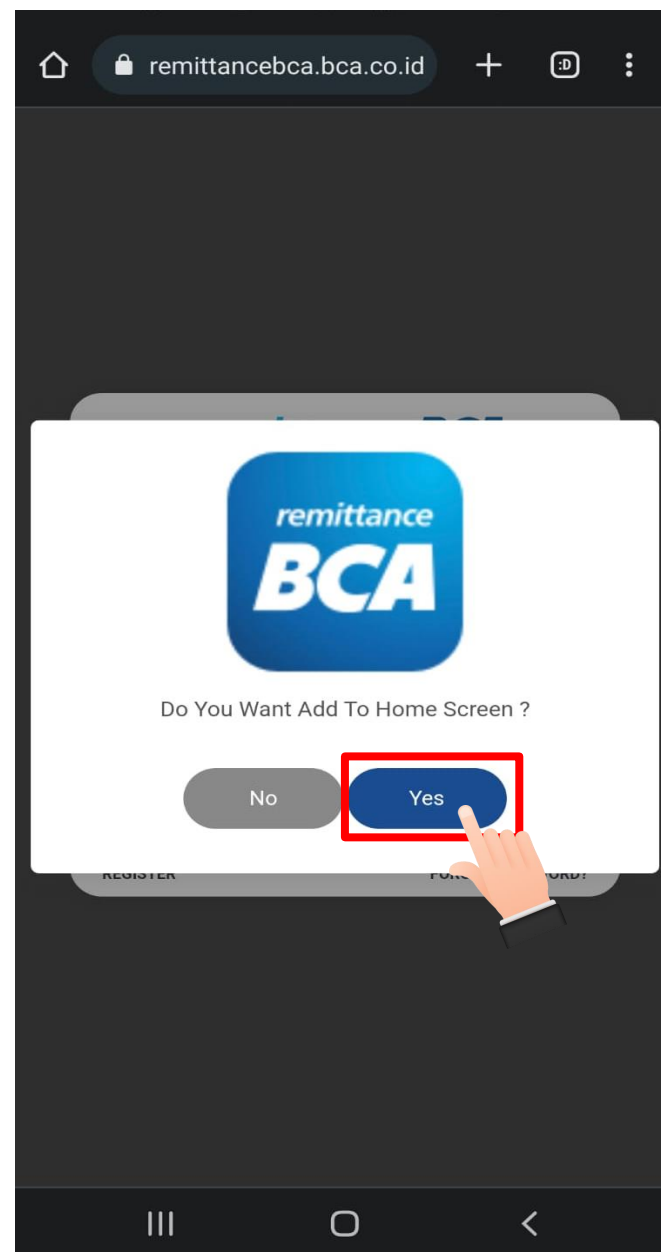
Cara menambahkan URL *remittanceBCA* pada *home screen* Android




①



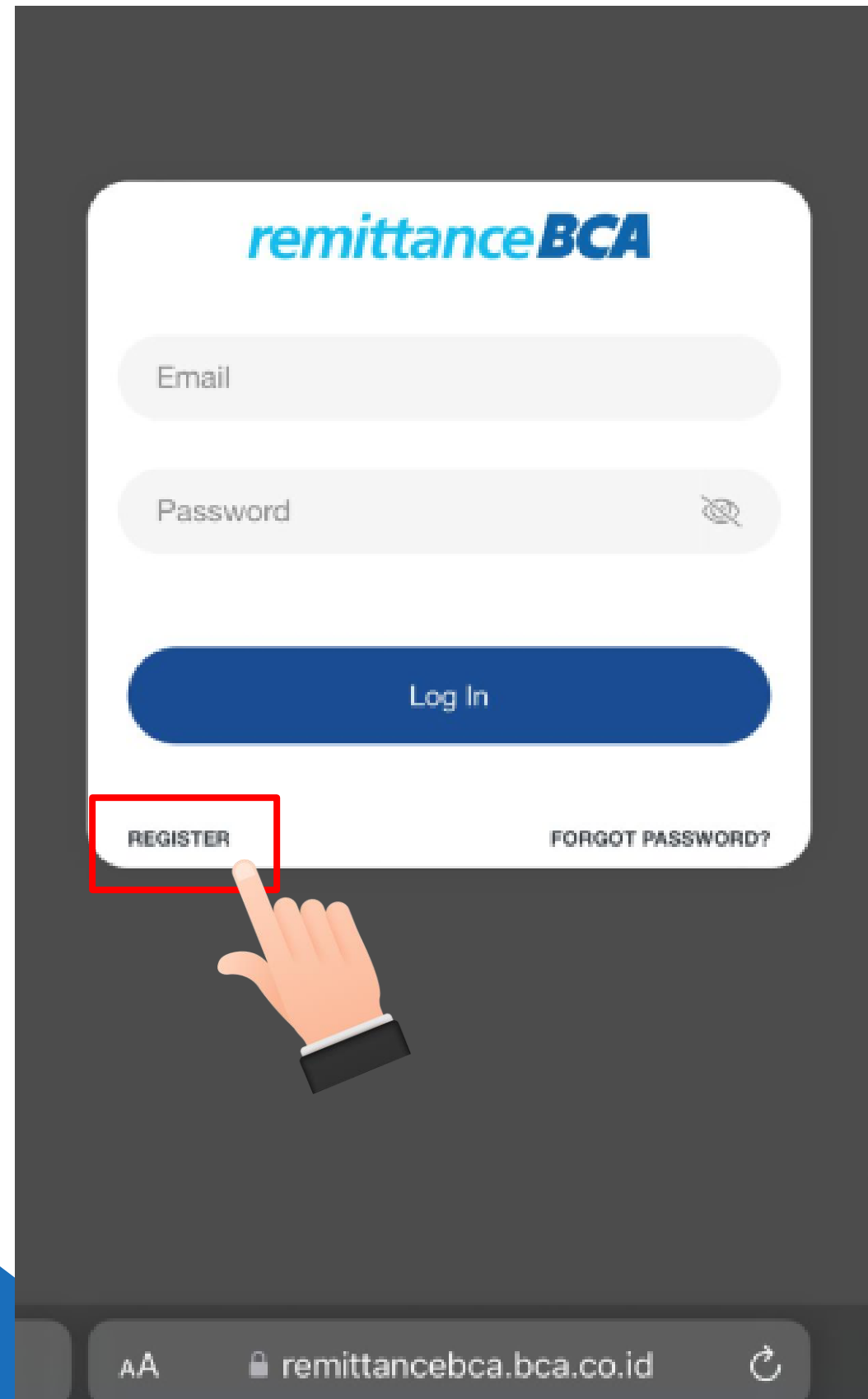
②



③



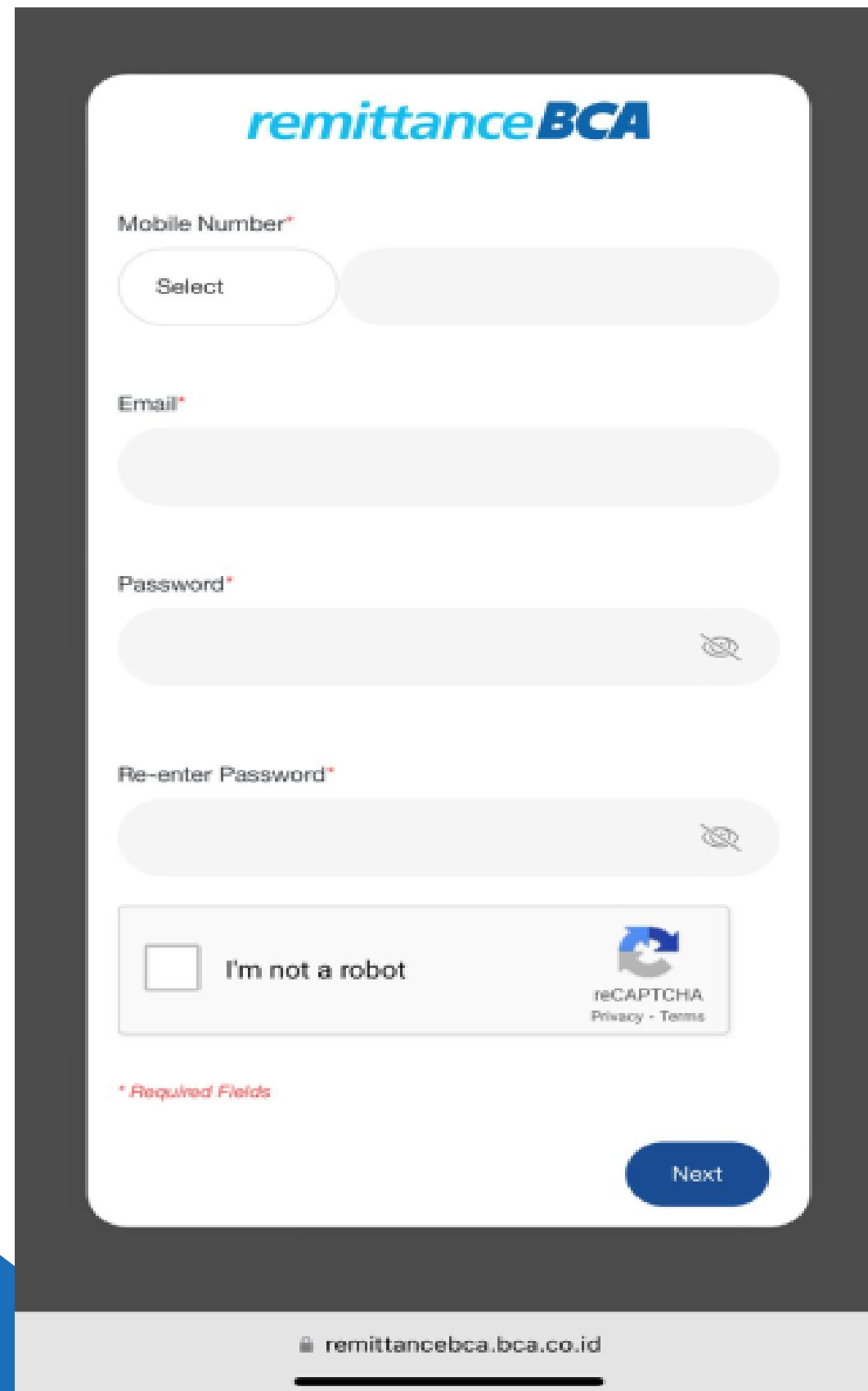
# Basic Registration



The screenshot shows the registration interface for remittanceBCA. At the top, the logo "remittanceBCA" is displayed. Below it are two input fields: "Email" and "Password" (with a visibility toggle icon). A blue "Log In" button is positioned below the password field. At the bottom left, a "REGISTER" button is highlighted with a red box, and a hand icon is shown pointing at it. To the right of the "REGISTER" button is a link for "FORGOT PASSWORD?". The browser's address bar at the bottom shows "remittancebca.bca.co.id".

Pilih menu “Register”

# Basic Registration



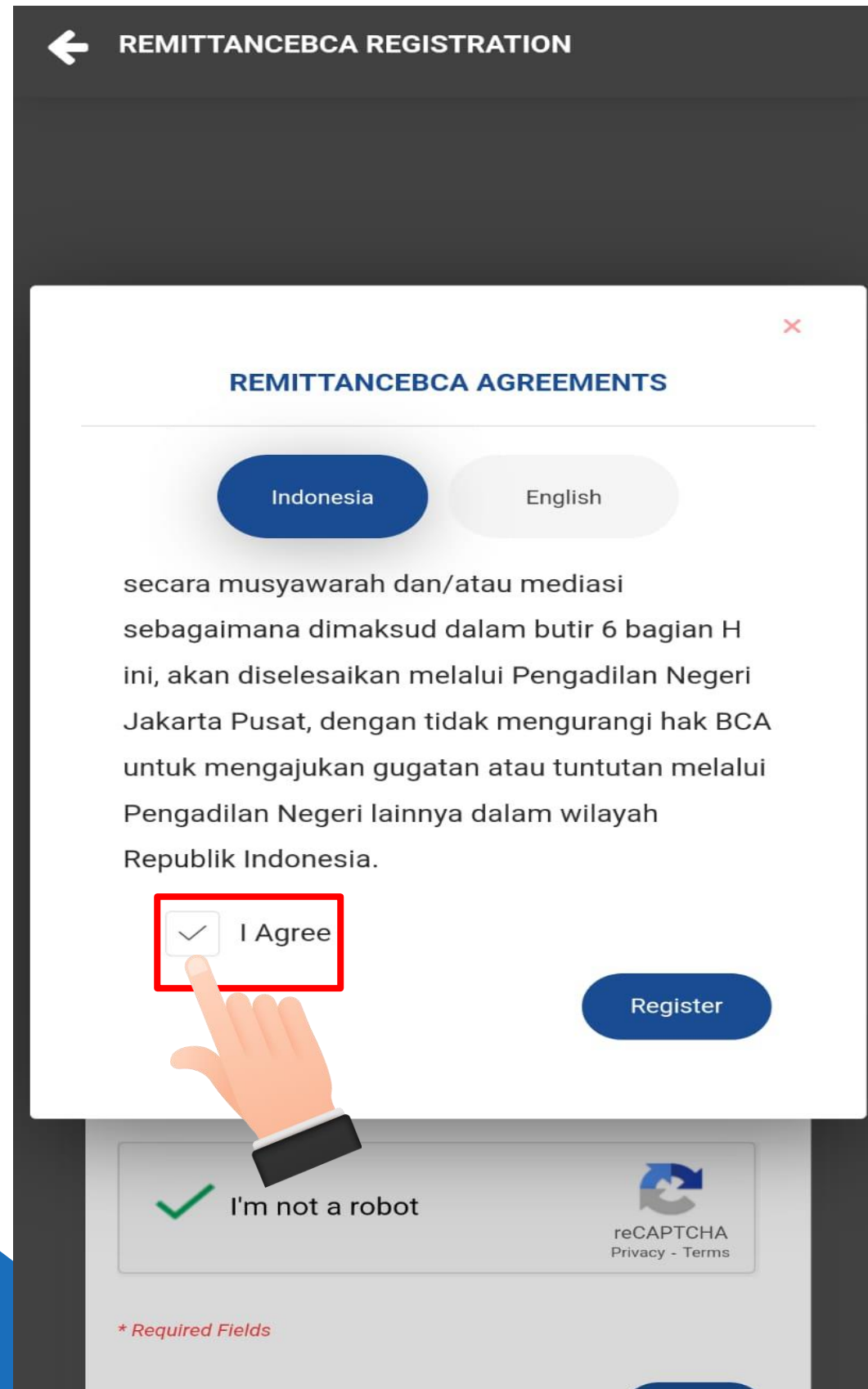
The screenshot shows the registration interface for remittanceBCA. At the top, the logo 'remittanceBCA' is displayed. Below it, there are four input fields: 'Mobile Number\*' with a dropdown menu showing 'Select', 'Email\*', 'Password\*', and 'Re-enter Password\*'. Each of these fields has a small eye icon to toggle visibility. Below the password fields is a reCAPTCHA section with a checkbox labeled 'I'm not a robot' and the reCAPTCHA logo. At the bottom right of the form is a blue 'Next' button. A red asterisk note '\* Required Fields' is located at the bottom left of the form area. The footer of the page shows the URL 'remittancebca.bca.co.id'.

Masukkan

- Nomor handphone (HP)
- Email
- Password



# Basic Registration



← REMITTANCEBCA REGISTRATION

REMITTANCEBCA AGREEMENTS

Indonesia English

secara musyawarah dan/atau mediasi sebagaimana dimaksud dalam butir 6 bagian H ini, akan diselesaikan melalui Pengadilan Negeri Jakarta Pusat, dengan tidak mengurangi hak BCA untuk mengajukan gugatan atau tuntutan melalui Pengadilan Negeri lainnya dalam wilayah Republik Indonesia.

I Agree

Register

I'm not a robot

reCAPTCHA  
Privacy - Terms

\* Required Fields

Baca **agreements** yang tertulis. Apabila setuju, maka klik **“I Agree”** dan lanjutkan proses Register

# Basic Registration

REMITTANCEBCA - EMAIL VERIFICATION

**remittanceBCA**

remittanceBCA Email Verification

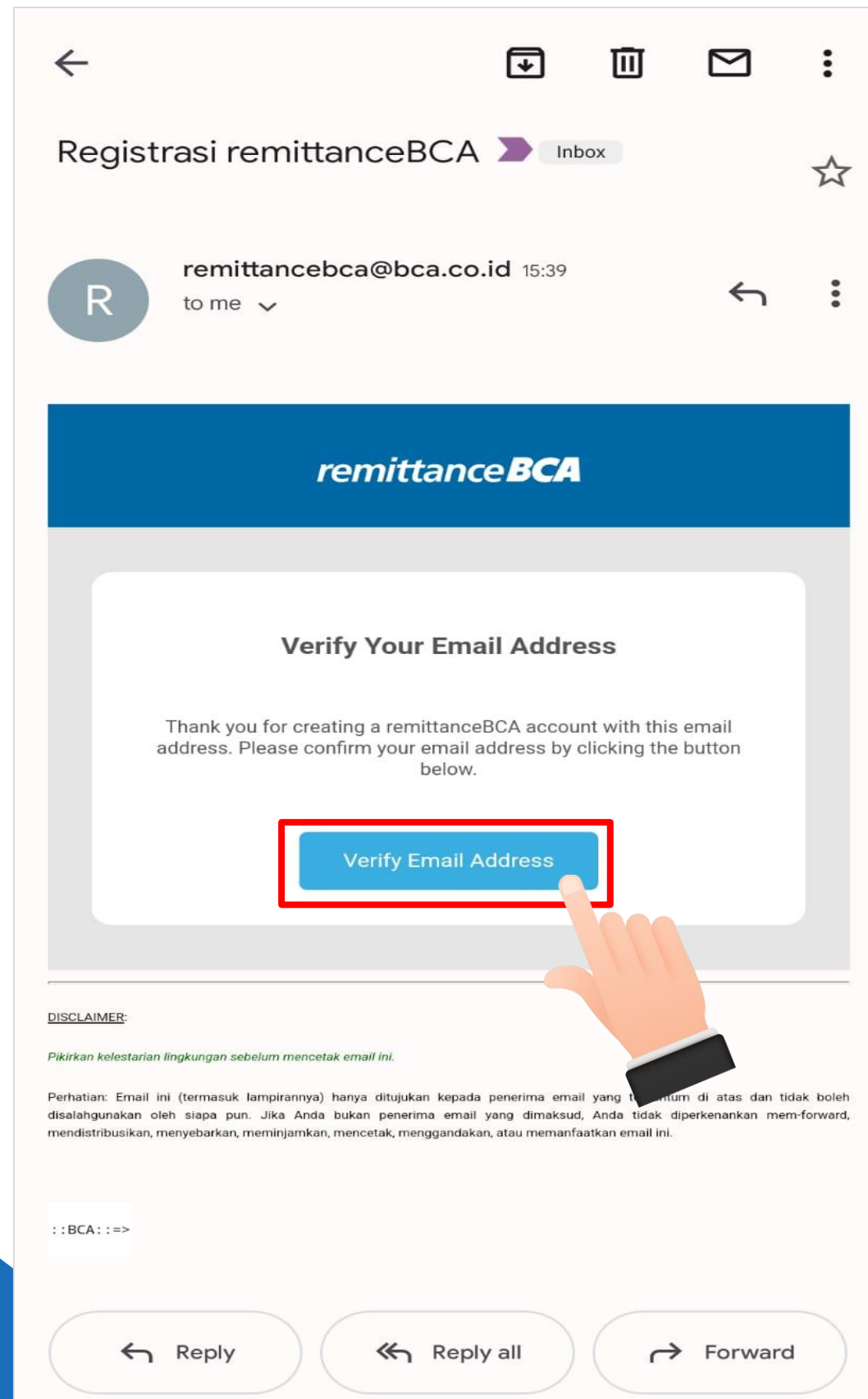
We now need to verify your registered email address. We've sent the verification link to your email. Please click the link in that email to continue.

Haven't received the Email?  
Please wait 04m : 37s

Ok

Buka Email verifikasi yang dikirimkan oleh *remittanceBCA* ke Email terdaftar

# Basic Registration



Klik “Verify Email Address”  
pada Email terdaftar

# Basic Registration

REMITTANCEBCA - USER ACTIVATION

**remittanceBCA**

remittanceBCA User Activation



Your remittanceBCA account has been successfully activated. You can now login to your remittanceBCA to start your transactions.

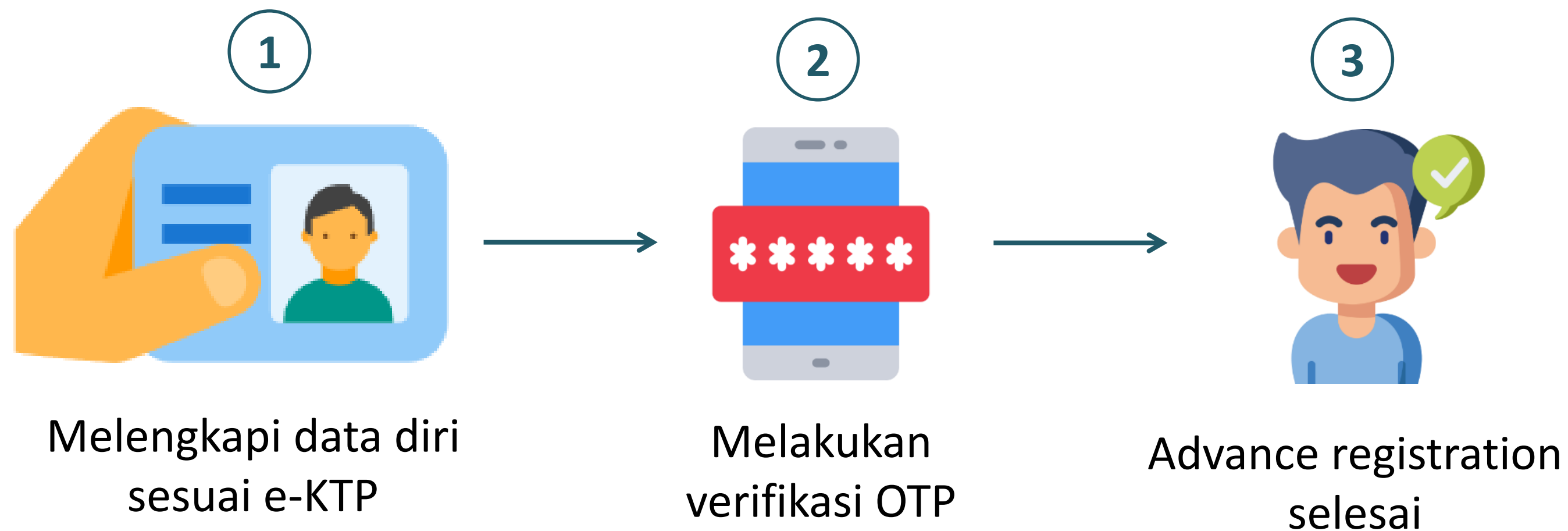
Login remittanceBCA

Basic registration selesai

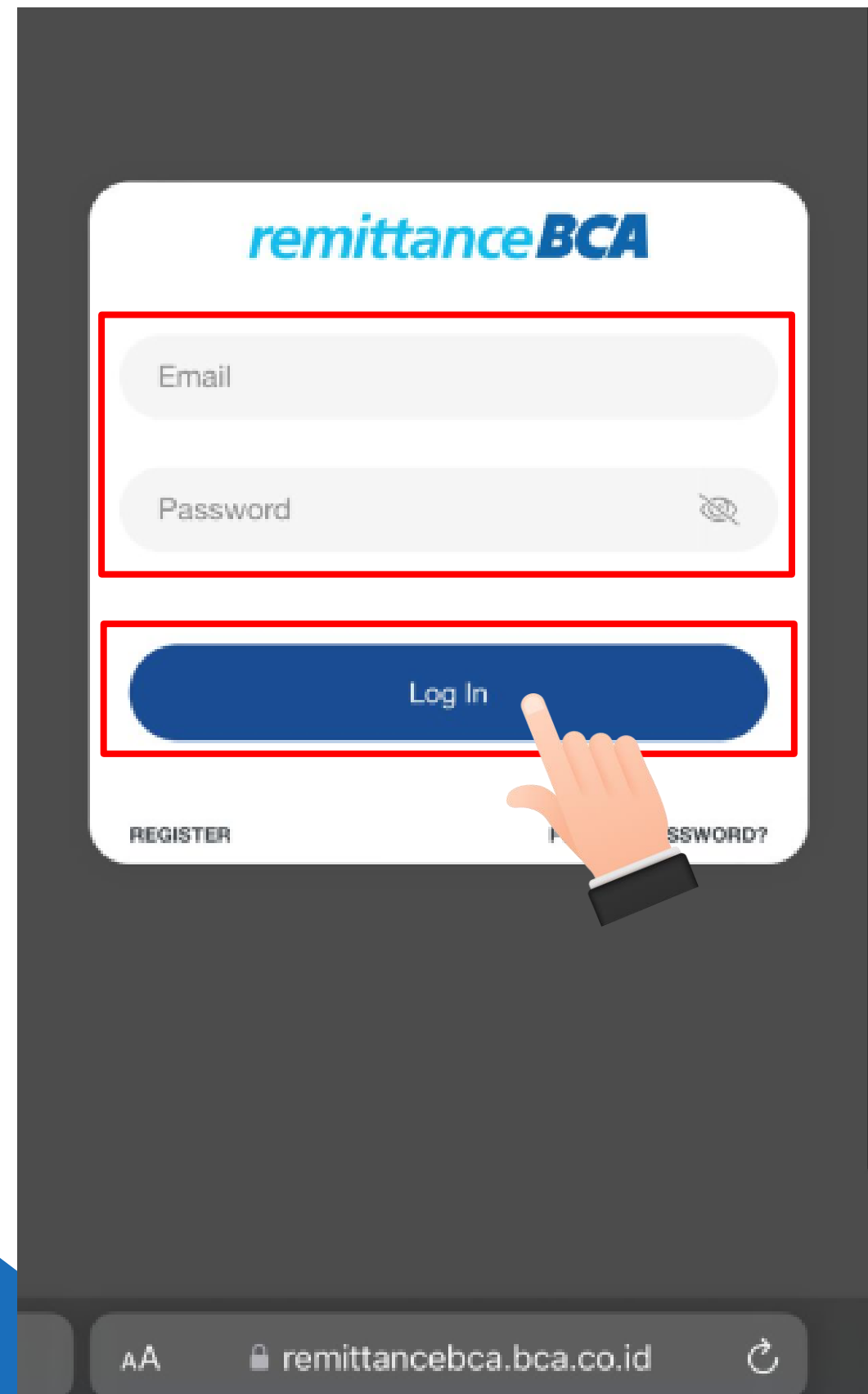
Klik **“Login remittanceBCA”**  
untuk advance registration

# Alur Advance Registration

---



# Advance Registration



remittance**BCA**

Email

Password

Log In

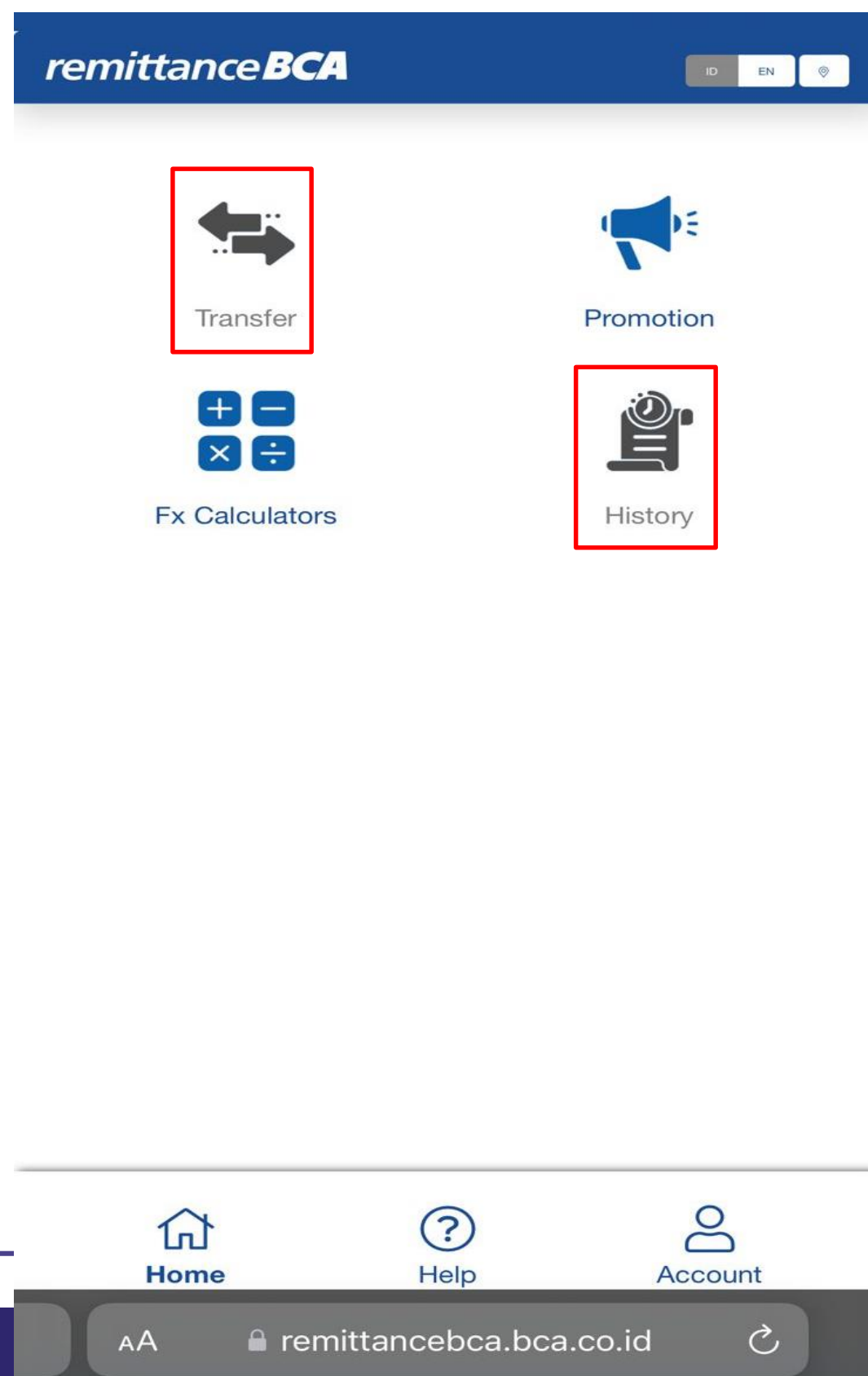
REGISTER

FORGOT YOUR PASSWORD?

remittancebca.bca.co.id

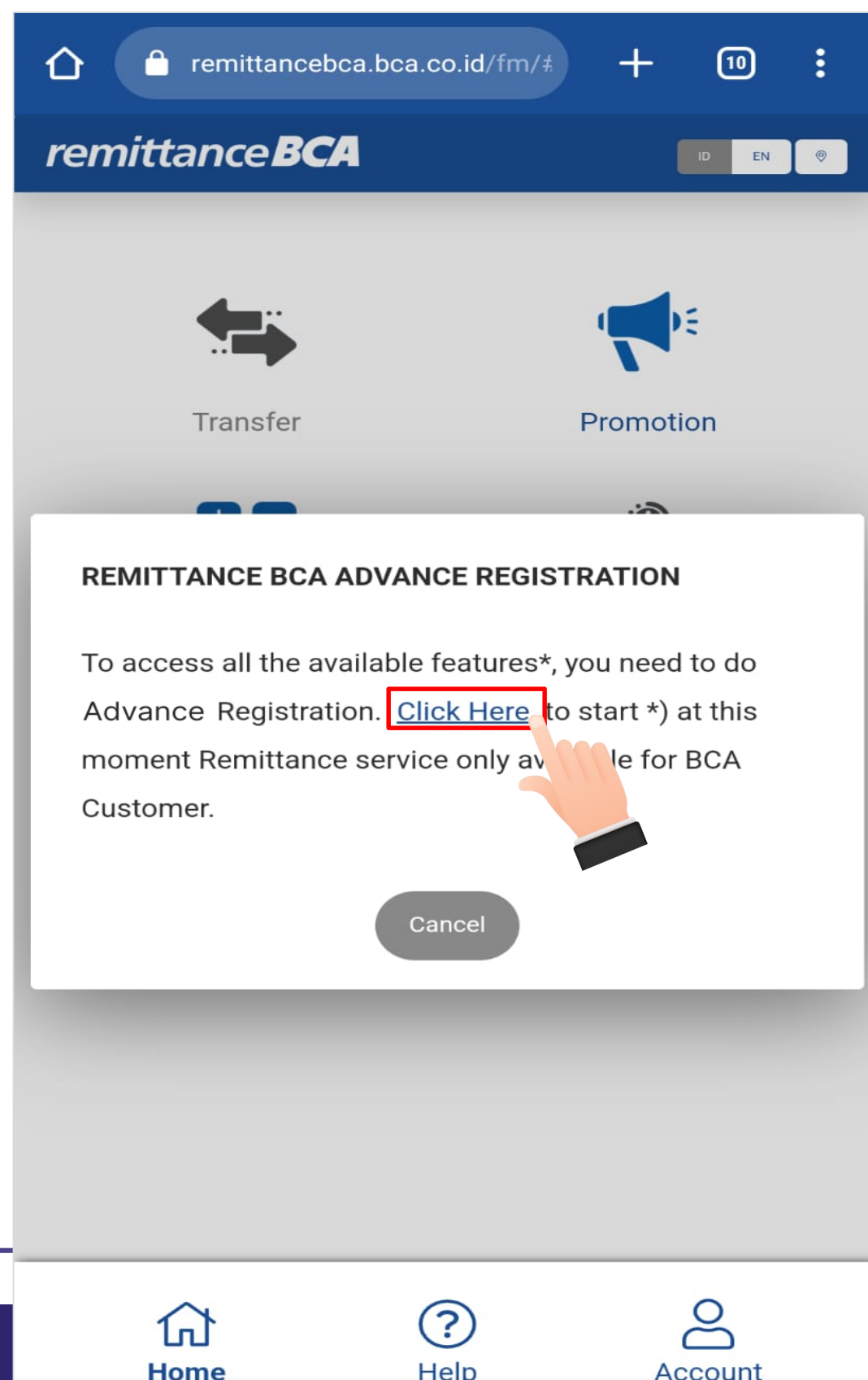
Masukkan Email dan password yang telah didaftarkan, lalu klik **“Log In”**

# Advance Registration



Pilih menu **“Transfer”** / **“History”**  
untuk memunculkan pop-up  
**advance registration**

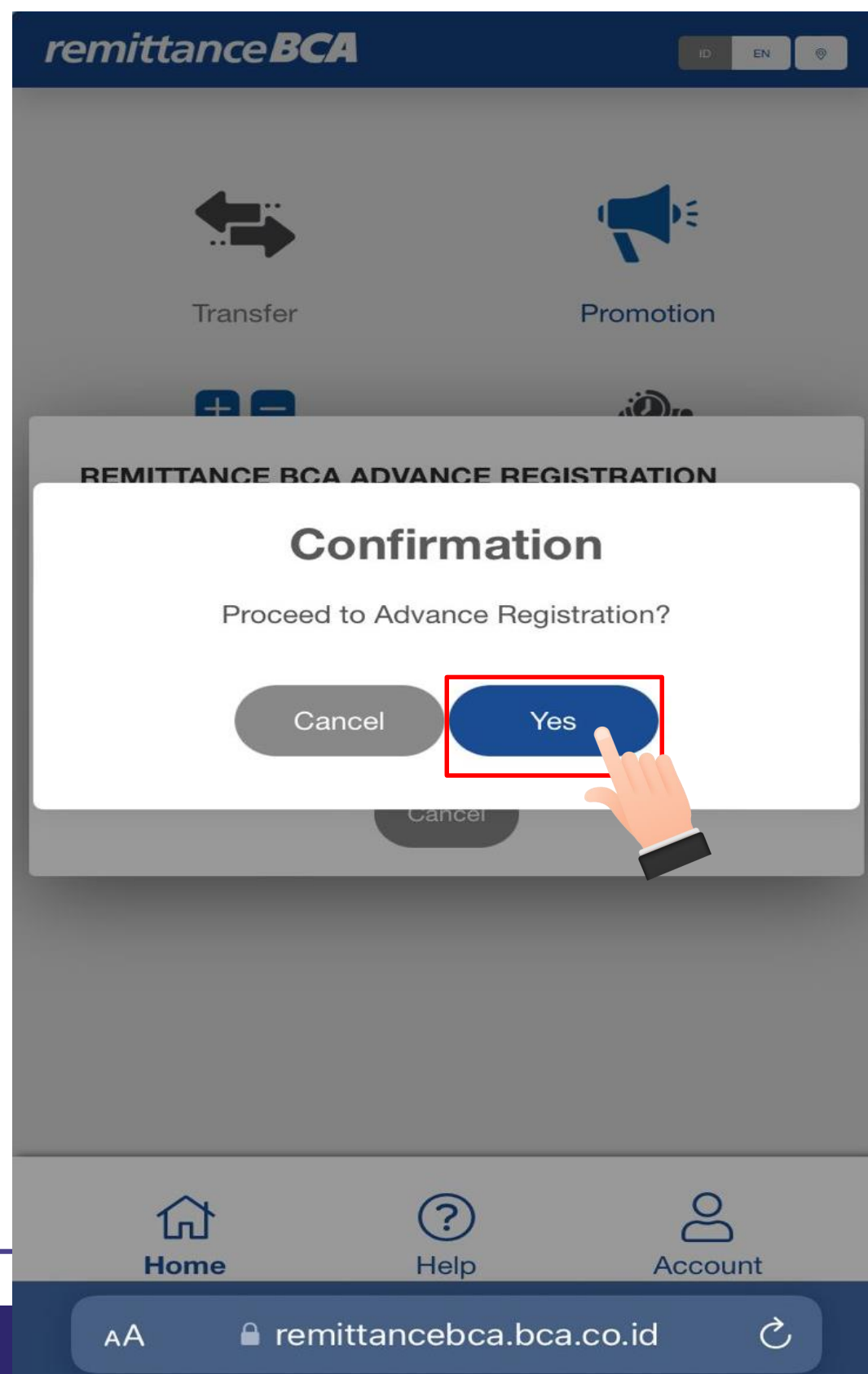
# Advance Registration



Setelah pop-up muncul, klik **“Click Here”** untuk memulai registrasi

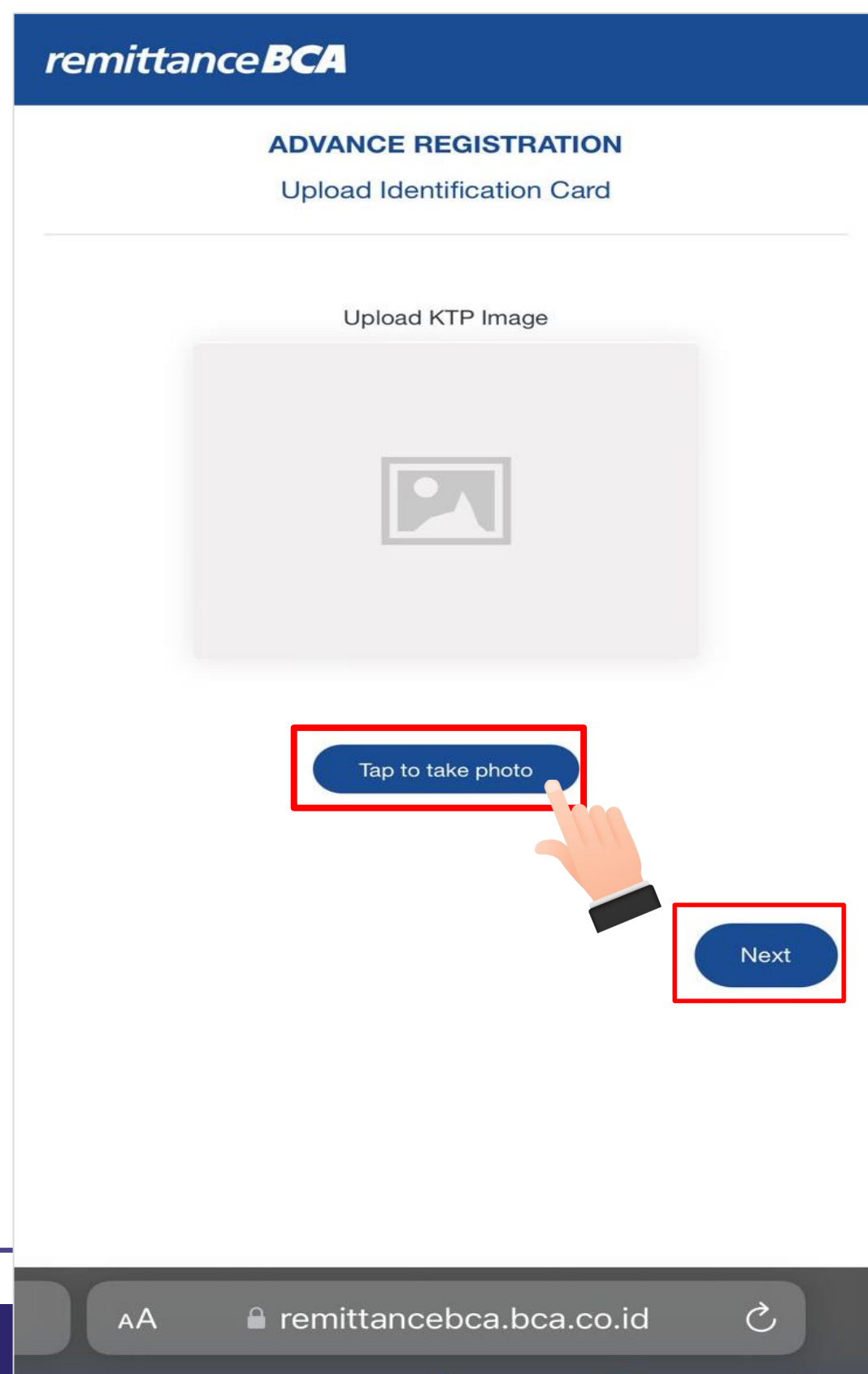


# Advance Registration



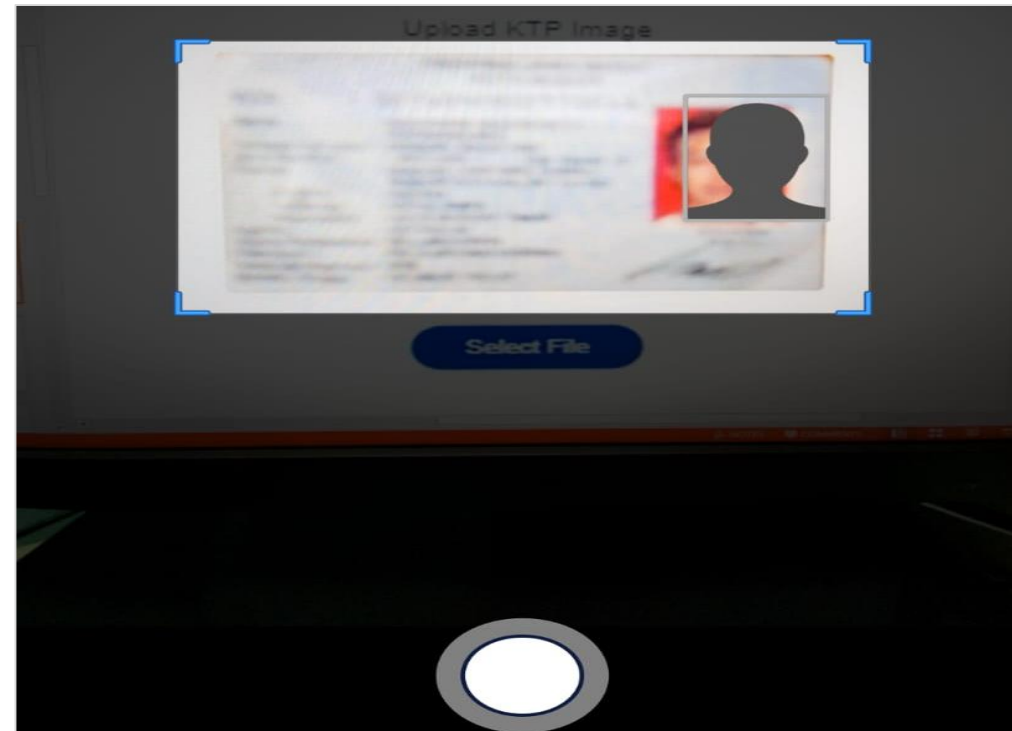
Klik "Yes"

# Advance Registration



Klik **“Tap to take photo”** untuk mengunggah foto KTP → upload image → klik **“Next”**

# Advance Registration



Ambil foto KTP dengan **pencahayaan yang cukup** dan harus **jelas**



Jika terdapat kesalahan dalam pengambilan foto, maka akan terjadi error

*NIK image cannot be read*

# Advance Registration

1

Ambil foto selfie sambil memegang KTP

2


Data akan terisi otomatis sesuai foto KTP

Pastikan data yang terisi sudah benar

Isi field yang kosong (jika masih ada)

←

**ADVANCE REGISTRATION**  
Personal Data Information

  
Tap to take photo  
*Please insert a selfie of yourself while holding your KTP.*

**Personal Details**

First Name\*  
Last Name  
Email\*  
kurniawanevelyn4@gmail.com  
Gender\*  
 Male  Female  
Place of Birth\*  
Country: JAKARTA  
Date of Birth\*

## Identity Card Details

ID Type\*

KTP

ID Country Origin\*

Indonesia

ID Card Number\*

*This field is required.*

Mother's Maiden Name\*

*Mother maiden's name shall be matched with the one written in Family Card*

## Address Details

Address Line 1\*

Address Line 2

Country\*

Indonesia


State / Region\*

City\*

Postal Code\*

*\* This field is required.*

I'm not a robot



Back

Next


3

Jika sudah, Klik "Next"

# Advance Registration

ADVANCE REGISTRATION REMITTANCEBCA

Personal Details



First Name\* SULISTYONO

Last Name PUTRA

Email\* sputra@gmail.com

Gender\* Male

Place of Birth\* JAKARTA, ID

Date of Birth\* Feb 24, 1974

Identity Card Details

ID Type\* KTP

ID Card Number\* 3506042602660001

Mother's Maiden Name\* Sari

ID Country Origin\* ID

ID Card Photo\*



Address Details

Address Line 1\* JL. M.H. THAMRIN NO. 1

Address Line 2

Country\* ID

State / Region\* DKI JAKARTA

City\* JAKARTA PUSAT

Postal Code\* 10310

Back Next

①

Review data yang telah diisi, pastikan data tersebut sudah **tepat**

②

Jika sudah tepat, klik **“Next”** untuk melakukan verifikasi OTP

③

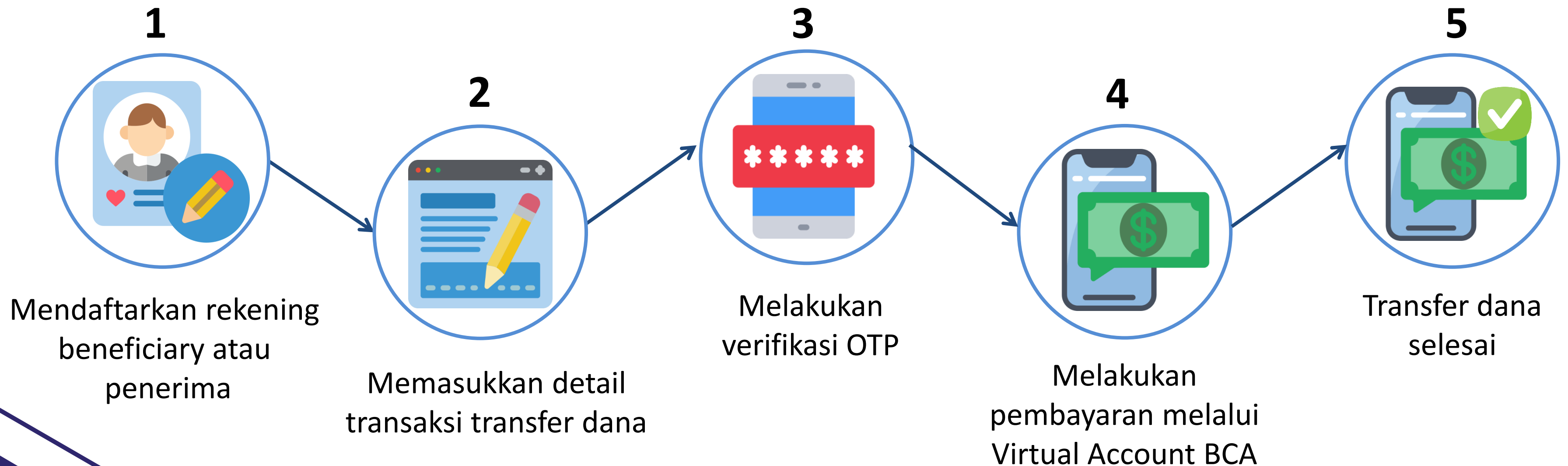
Advance registration selesai

④

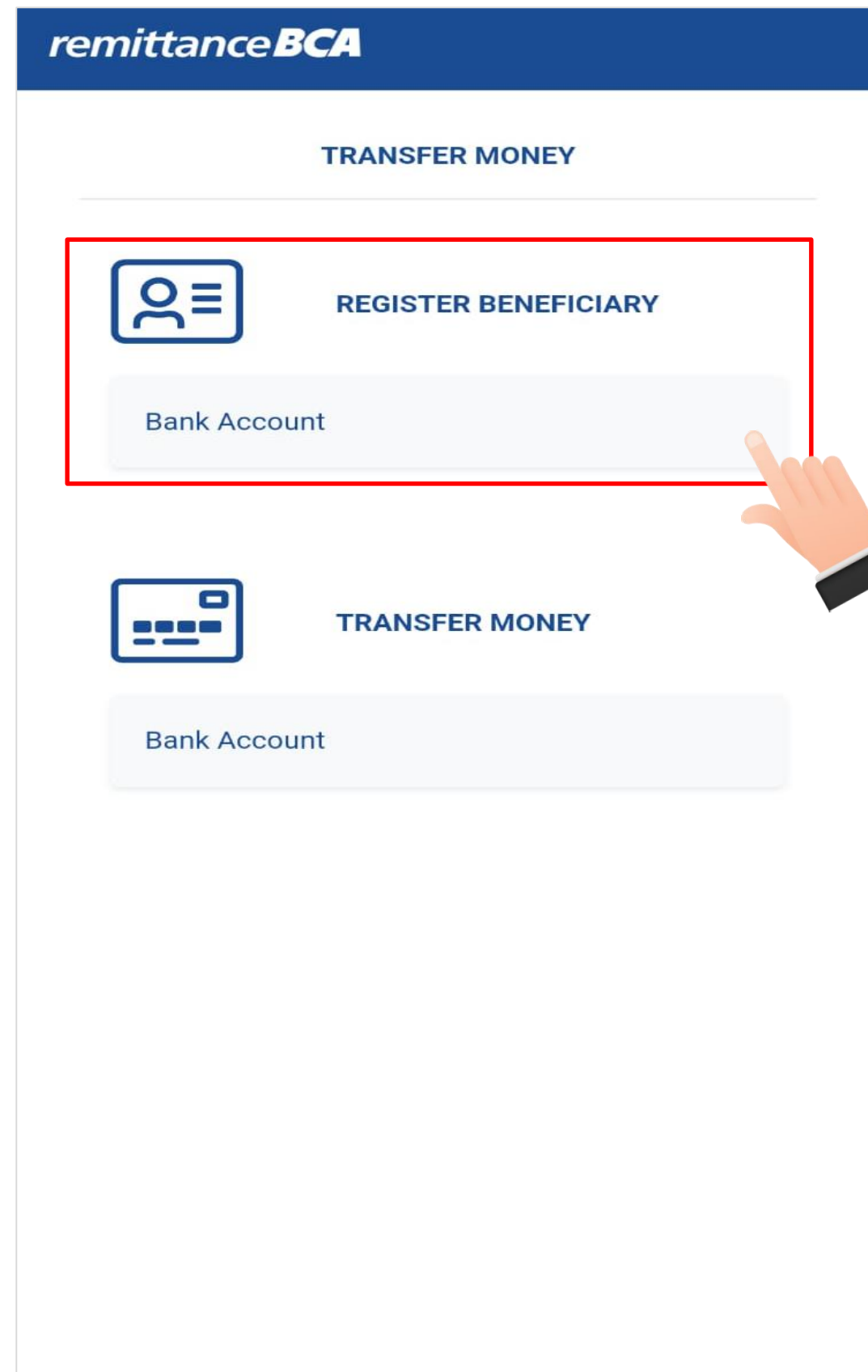
Setelah registrasi selesai, fitur Transfer dan History sudah dapat digunakan



# Alur Transaksi



# Pendaftaran Beneficiary



Pilih menu "Register Beneficiary"

# Pendaftaran Beneficiary

←

**ADD BENEFICIARY ACCOUNT**

**BANK INFO**

Account Type\*

Bank Account

Bank Country\*

Bank Country

Beneficiary Bank\*

SWIFT/BIC Code

Bank Name

**RECIPIENT**

**ACCOUNT INFO**

Account Number\*

Account Number

Account Name\*

**ADDRESS & PHONE**

Addresses

Street name and number

City

State / Region\*

Country

Postal Code\*

Phone Number

+

Account Picture

Tap to take account picture

Next

Isi data beneficiary dengan lengkap




# Pendaftaran Beneficiary

**CREATE BENEFICIARY ACCOUNT** ✕

Account Type	Bank Account
Bank Country	United States of America
Bank Code Type	BIC/SWIFT
Beneficiary Bank	WELLS FARGO BANK, N.A.-WFBIUS6SXXX
ABA (Wire)/ABA (Electronic)	11111111
Account Number	11111111
Account Name	S

Addresses	9 Sunset Blvd
City	Houston
State / Region	TX
Country	United States of America
Postal Code	77005
Phone Number	+18320001234

Account Picture



Back Submit

①

**Review data beneficiary,  
pastikan data tersebut sudah  
benar**


②

**Jika data sudah sesuai,  
klik "Submit"**


# Transfer Dana

*remittance***BCA**


TRANSFER MONEY

 REGISTER BENEFICIARY

Bank Account

 **TRANSFER MONEY**

Bank Account



Pilih menu “Transfer Money”

# Transfer Dana

←

**TRANSFER MONEY**  
Remit from Indonesia

Account Type  
BANK ACCOUNT

Beneficiary  
 Registered Beneficiary  Unregistered Beneficiary

Currency  
▼

Amount  
0

Amount in IDR  
0

Purpose  
▼


Messages  
0 / 105 characters

Next

←

Account Type  
BANK ACCOUNT

**PLEASE CHOOSE BENEFICIARY ACCOUNT** ✕

  
S  
11111111  
WELLS FARGO BANK, N.A.

Close

Messages

Pilih Registered Beneficiary untuk memilih rekening tujuan yang pernah didaftarkan sebelumnya

# Transfer Dana

←

**TRANSFER MONEY**  
Remit from Indonesia

Account Type  
BANK ACCOUNT

Beneficiary  
 Registered Beneficiary  Unregistered Beneficiary

Currency  
▼

Amount  
0

Amount in IDR  
0

Purpose  
▼

Messages  
0 / 105 characters

Next

←

**TRANSFER MONEY**  
Remit from Indonesia

Account Type  
BANK ACCOUNT

Beneficiary  
 Registered Beneficiary  Unregistered Beneficiary

**Unregistered Beneficiary**  
CREATE BENEFICIARY ACCOUNT

Cancel Yes

Amount in IDR  
0

Purpose  
▼

Messages  
0 / 105 characters

Pilih **Unregistered Beneficiary** untuk mendaftarkan rekening tujuan baru

Klik **“Yes”** untuk pendaftaran rekening baru

# Transfer Dana

←

**TRANSFER MONEY**  
Remit from Indonesia

Account Type

BANK ACCOUNT

Beneficiary

Registered Beneficiary  Unregistered Beneficiary

Tap to change beneficiary

Account Number 11111111

Account Name S

Bank Name WELLS FARGO BANK, N.A.

Bank Code WFBIUS6SXXX

Bank Address 420, MONTGOMERY STREET SAN FRANCISCO

Currency

US Dollar (USD)

Amount

100.00

USD 100.00

Amount in IDR

1,524,100

Check rates

Purpose

BUSINESS/PRIVATE TRIP

Messages

0 / 105 characters

Next

Pilih mata uang yang ingin dituju

Isi jumlah uang yang ingin dikirimkan

Klik "Check rates" untuk mengetahui kurs

Pilih tujuan pengiriman uang

Isi berita



# Transfer Dana



## TRANSACTION DETAILS

Rates will be refreshed in 00m : 56s

### RECIPIENT



S

11111111 - WELLS FARGO BANK, N.A.

Account Type **BANK ACCOUNT**

Currency **USD**

Amount **100.00**

Amount in IDR **IDR 1,523,900** ⓘ

Bank Code **WFBIUS6SXXX**

Bank Name **WELLS FARGO BANK, N.A.**

Purpose **BUSINESS/PRIVATE TRIP**

Messages

Telex Charges **IDR 0**

### PAYMENT METHOD \*

Virtual Account

### PROMO CODE

Promo Code

Check

### TRANSFER SUMMARY

Transfer Amount **IDR 1,523,900**

Telex Charges **IDR 0**

Total Amount to Transfer **IDR 1,523,900**



I hereby declare and warrant that I do not purchase foreign currencies against the Rupiah over USD 100,000 or equivalent per month from any banking system in Indonesia

Cancel

Submit

①

Review detail transaksi, pastikan data tersebut sudah benar

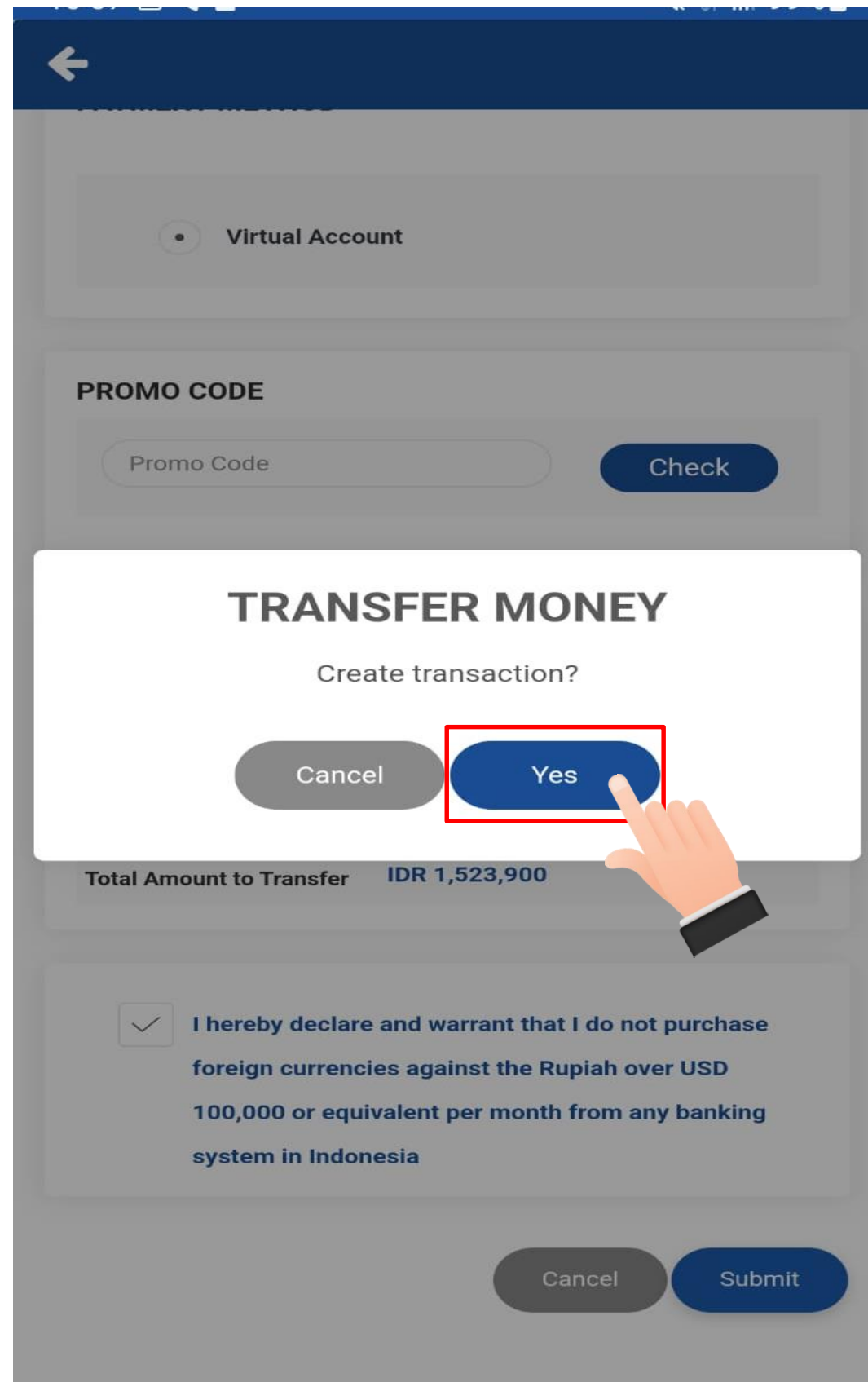
②

Klik centang, jika pembelian uang dibawah USD 100,000/bulan (eqv.)

③

Jika detail transaksi sudah sesuai, klik "Submit"


# Transfer Dana



Klik "Yes" untuk melakukan verifikasi OTP

# Transfer Dana

**remittance**BCA



**TRANSFER SUMMARY**  
Your transaction has been successfully created.

Transfer Amount	IDR 1,523,900
Reference Number	OR-071022000001
Virtual Account Number	7787781293703630

Please transfer through BCA channels such as  
KlikBCA Individu / BCA Mobile / ATM

Payment Time Limit  
**00h : 18m : 56s**

[Go to History](#)

Transfer dana ke nomor **Virtual Account** tujuan melalui KlikBCA Individu / m-BCA / ATM BCA

Klik **“Go to History”** untuk mengecek riwayat transaksi



# Riwayat Transaksi

Pilih periode riwayat transaksi, lalu klik "Filter"

Klik bagian ini untuk melihat detail transaksi

Klik "Copy Transaction" untuk membuat transaksi baru dengan detail transaksi yang sama dengan transaksi yang dipilih

**remittanceBCA**

TRANSACTION HISTORY

Filter History

06-09-2022 to 07-10-2022

Filter

07 Oct 2022 10.07 am

Bank Account Remit From Indonesia OR-071022000001

S  
WELLS FARGO BANK, N.A.  
USD 100, BUSINESS/PRIVATE TRIP

Copy Transaction

←

TRANSACTION DETAIL OR-071022000001

S  
11111111  
Remit From Indonesia  
NEED\_PAYMENT

Date 07 Oct 2022 10.07 am

Ref No. OR-071022000001

Amount USD 100

Payment Method Virtual Account

Virtual Account Number 7787781293703630

Account Type Bank Account

Destination Bank WELLS FARGO BANK, N.A.

Beneficiary Account 11111111

Beneficiary Name S

Purpose BUSINESS/PRIVATE TRIP

Messages